

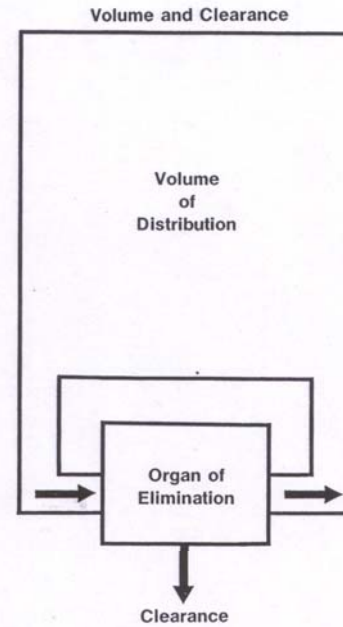
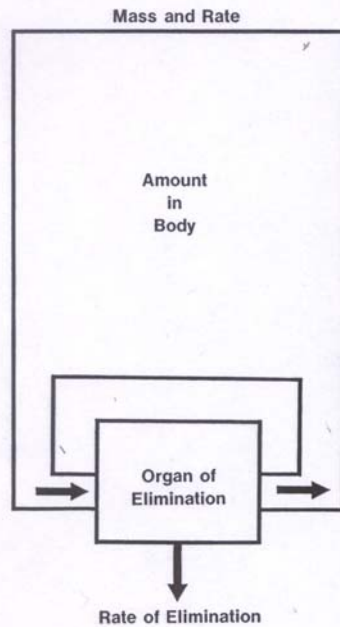


Osnove farmakologije: Režimi odmerjanja zdravil

Aleš Mrhar

Igor Locatelli

Iztok Grabnar



$$\text{Fractional Rate of Elimination} = \frac{\text{Rate of Elimination}}{\text{Amount in Body}} = \frac{\text{Clearance}}{\text{Volume of Distribution}}$$

The fractional rate of elimination of a drug can be thought of either as the fraction of the total amount in the body that is eliminated per unit time (left), or as the fraction of the total volume from which the drug is cleared per unit time (right).

Izločanje učinkovin

Izraženo s

- hitrostjo in maso, $dX/dt = k_e U$
- očistkom in volumnom, $Cl = k_e V$

- Hitrost eliminacije je količina učinkovine ki se eliminira iz telesa na enoto časa (mg/h) preko določenega organa, U je količina v telesu

- Očistek je volumen tekočine, iz katerega se izloči učinkovina na enoto časa (L/h) preko določenega organa, V je volumen telesa

Izločanje učinkovin

- $dX/dt = k_e U, \quad U = V C$
- $Cl = k_e V$

U je količina v telesu (plazmi)

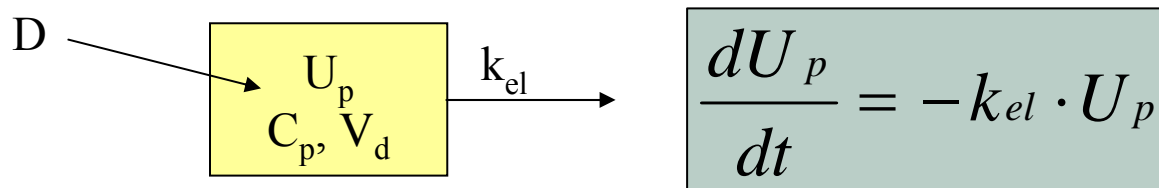
C je koncentracija v telesu (plazmi)

- $dX/dt = k_e V C$
- $dX/dt = Cl C$

Izločanje učinkovin

- $dX/dt = k_e U$, izločanje splošno
- $dU_E/dt = k_e U_P$, izločanje z urinom, blatom, znojem, izdihanim zrakom, skozi kožo, presnovo....
- $dU_{EU}/dt = k_{eu} U_P$, izločanje z urinom
 dU_{EU}/dt , hitrost izločanja v urin
- $dU_P/dt = - k_e U_P$
 dU_P/dt , hitrost izločanja iz plazme z urinom, blatom, znojem, izdihanim zrakom, skozi kožo, presnovo....

Enkratna intravenska injekcija

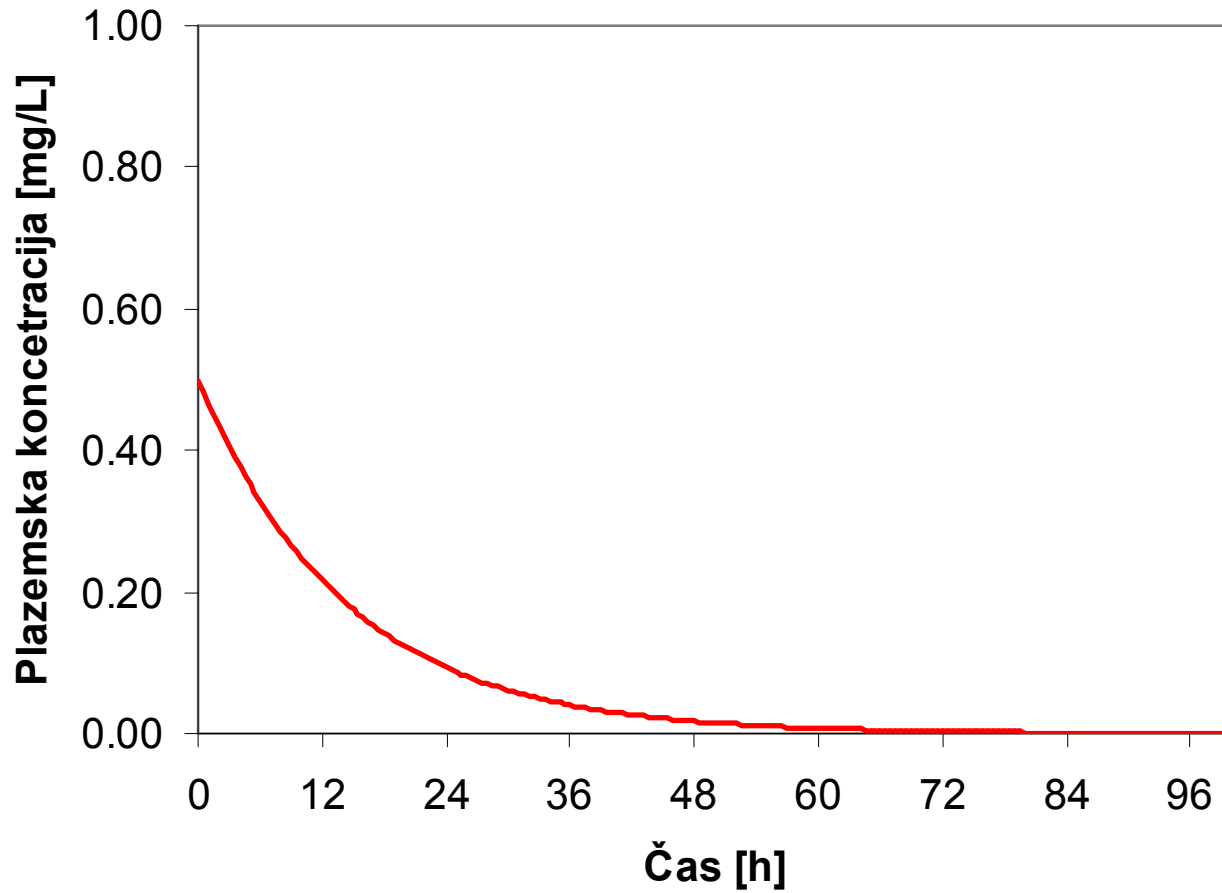


$$C_p = \frac{D}{V_d} \cdot e^{-k_{el} \cdot t}$$

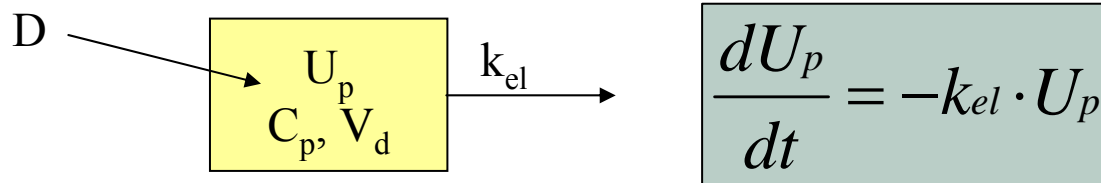
D ... začetna in vzdrževalna doza
 k_{el} ... eliminacijska konstanta [h^{-1}]
 V_d ... volumen distribucije
 τ ... dozirni interval

$$t_{1/2} = \frac{\ln 2}{k_{el}}$$

D (mg)	V_D (L)	k_{el} (h^{-1})	$t_{1/2}$ (h)
50	100	0.07	10



Večkratna intravenska injekcija



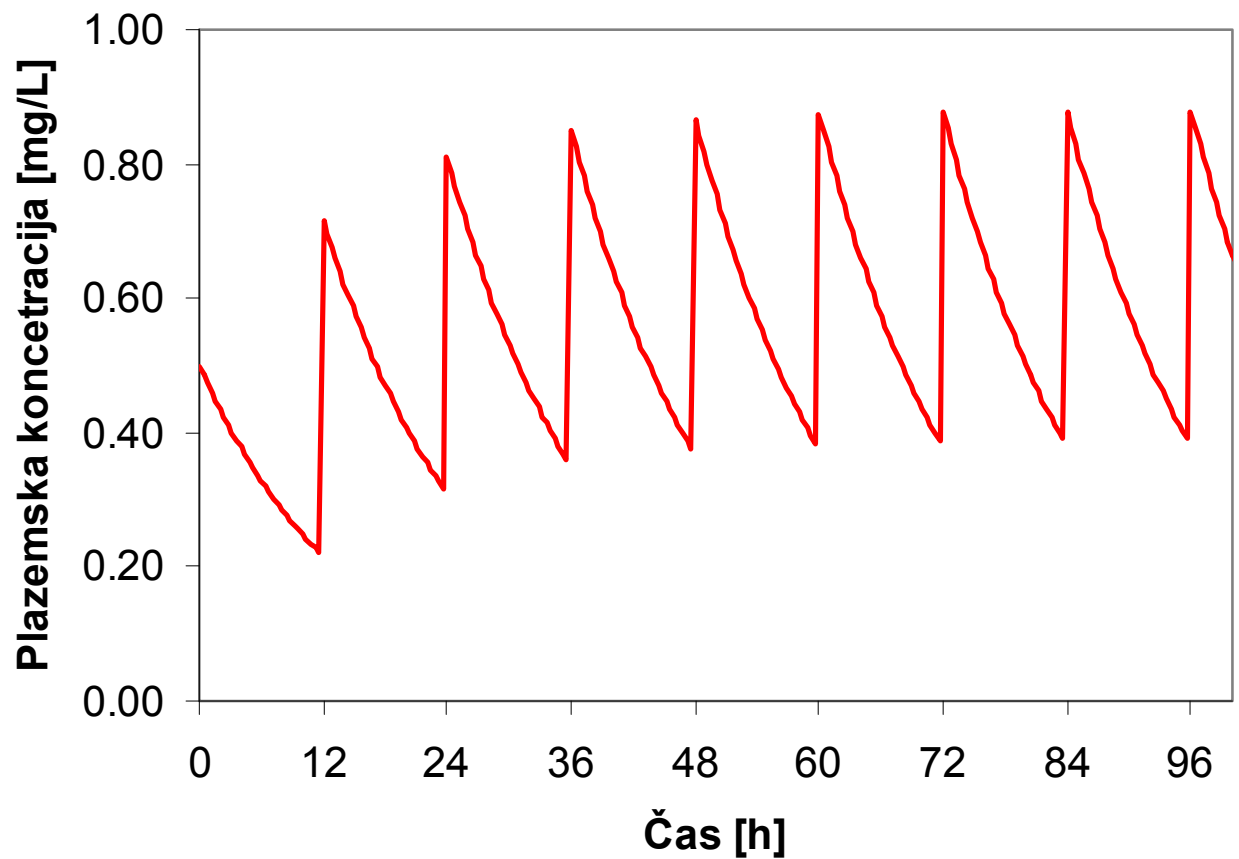
$$C_{pSS} = \frac{D}{V_d} \cdot \frac{1}{1 - e^{-k_{el} \cdot \tau}} \cdot e^{-k_{el} \cdot t}; 0 < t < \tau$$

$$C_{pSS}^{\max} = \frac{D}{V_d} \cdot \frac{1}{1 - e^{-k_{el} \cdot \tau}}$$

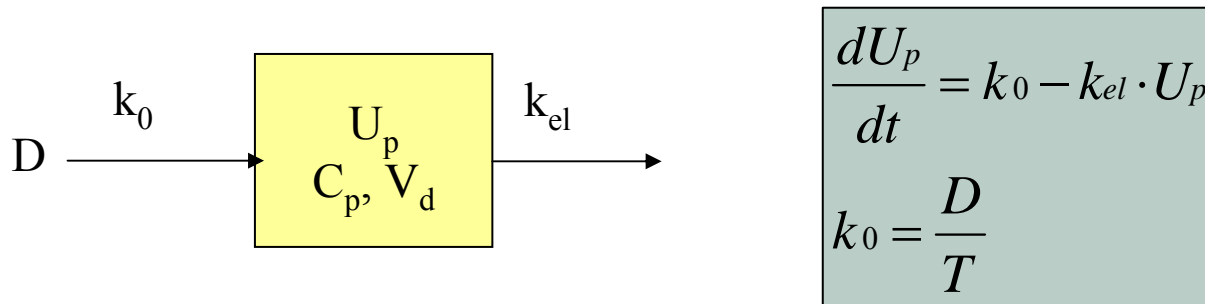
$$C_{pSS}^{\min} = \frac{D}{V_d} \cdot \frac{1}{1 - e^{-k_{el} \cdot \tau}} \cdot e^{-k_{el} \cdot \tau}$$

$$\overline{C_{pSS}} = \frac{D}{V_d \cdot k_{el} \cdot \tau}$$

D (mg)	V_D (L)	k_{el} (h⁻¹)	$t_{1/2}$ (h)	τ
50	100	0.07	10	12 h



Enkratna intravenska infuzija



$$\frac{dU_p}{dt} = k_0 - k_{el} \cdot U_p$$
$$k_0 = \frac{D}{T}$$

T... čas infuzije

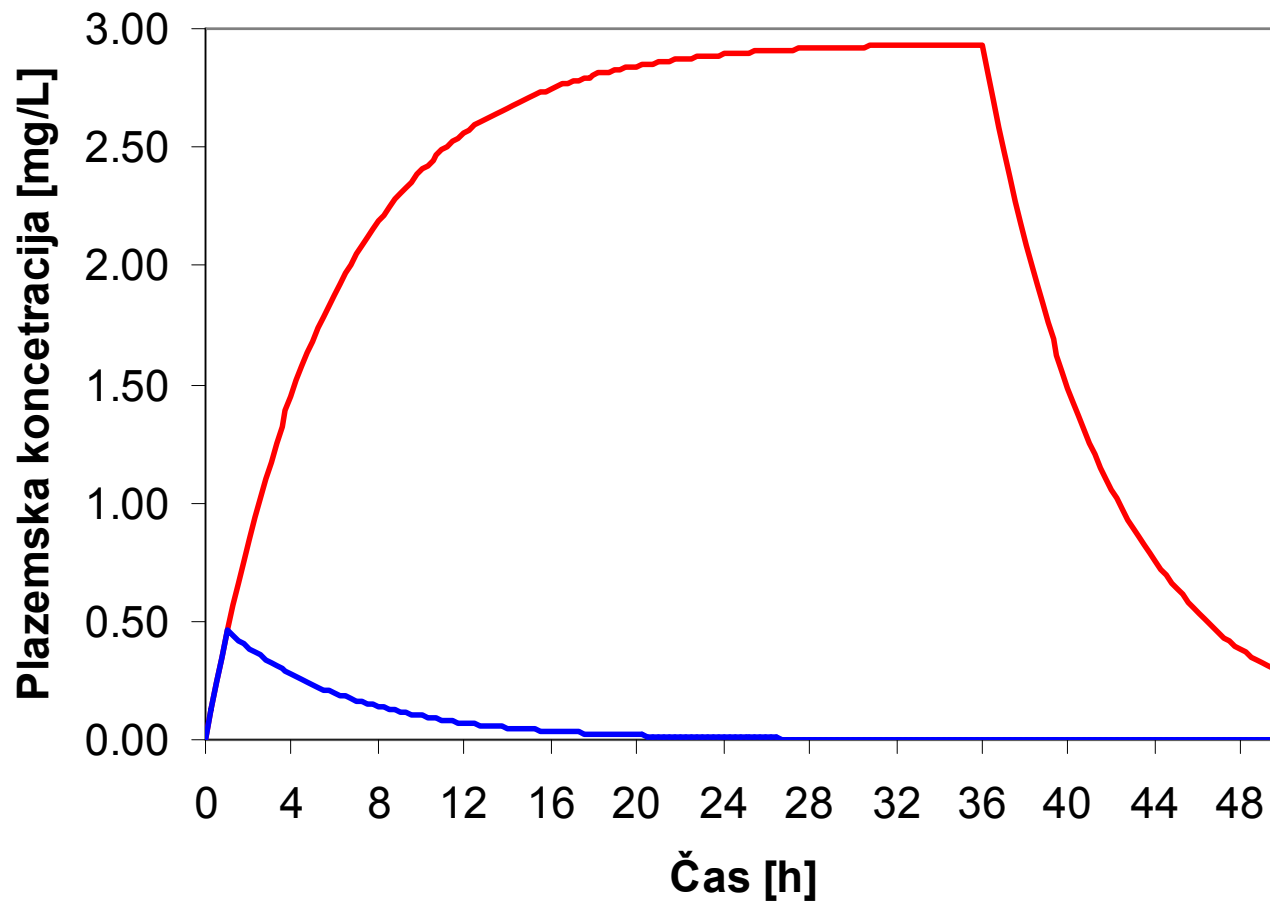
$$C_p = \frac{k_0}{V_d \cdot k_{el}} \cdot (1 - e^{-k_{el} \cdot t})$$

$$C_{pSS} = \frac{k_0}{V_d \cdot k_{el}}$$

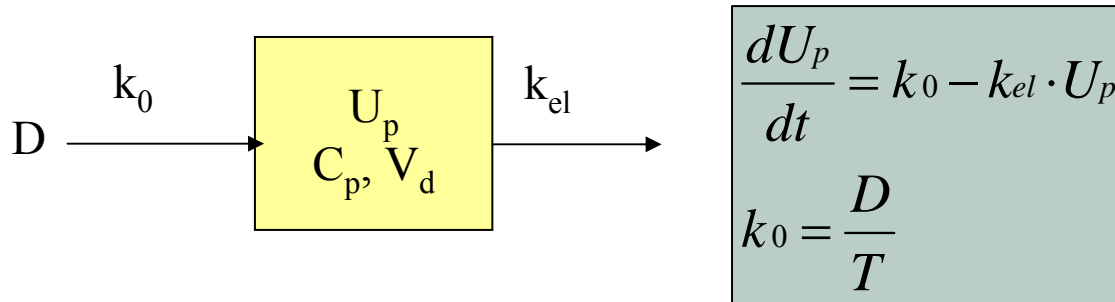
$$C_p^{post} = \frac{k_0}{V_d \cdot k_{el}} \cdot (1 - e^{-k_{el} \cdot T}) \cdot e^{-k_{el} \cdot (t-T)}$$

$$C_{pSS}^{post} = \frac{k_0}{V_d \cdot k_{el}} \cdot e^{-k_{el} \cdot (t-T)}$$

	k_0 (mg/h)	V_D (L)	k_{el} (h ⁻¹)	T (h)	$t_{1/2}$ (h)
A	50	100	0.18	24	4
B	50	100	0.18	1	4



Večkratna intravenska infuzija



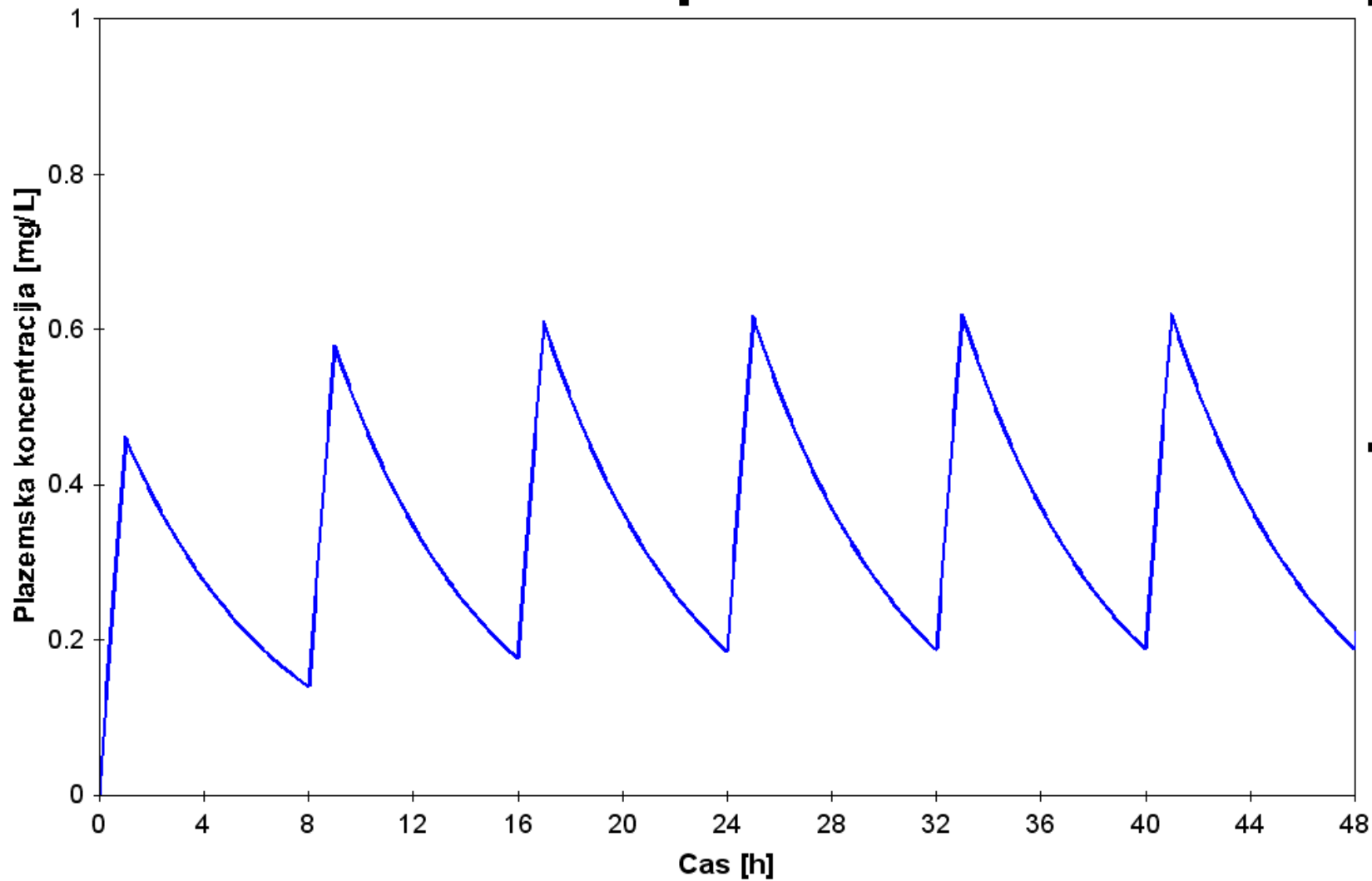
T... čas infuzije

$$C_{pSS} = \frac{k_0}{V_d \cdot k_{el}} \cdot \left(1 - e^{-k_{el} \cdot T}\right) \cdot \frac{1}{1 - e^{-k_{el} \cdot \tau}} \cdot e^{-k_{el} \cdot (t - T)}; T < t < \tau$$

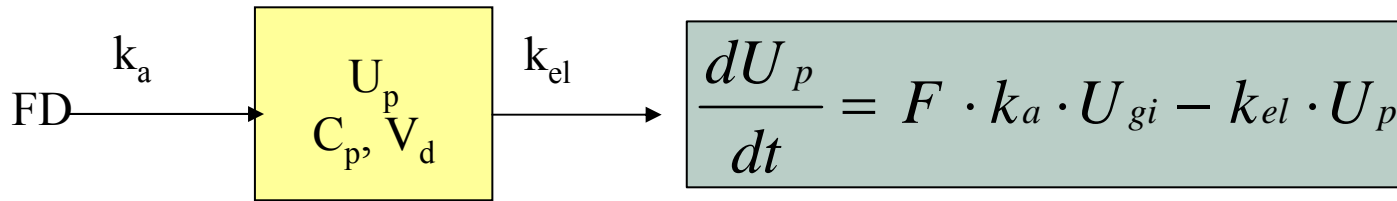
$$C_{pSS}^{\max} = \frac{k_0}{V_d \cdot k_{el}} \cdot \left(1 - e^{-k_{el} \cdot T}\right) \cdot \frac{1}{1 - e^{-k_{el} \cdot \tau}}$$

$$C_{pSS}^{\min} = \frac{k_0}{V_d \cdot k_{el}} \cdot \left(1 - e^{-k_{el} \cdot T}\right) \cdot \frac{1}{1 - e^{-k_{el} \cdot \tau}} \cdot e^{-k_{el} \cdot (\tau - T)}$$

k_0 (mg/h)	V_D (L)	k_{el} (h ⁻¹)	T (h)	$t_{1/2}$ (h)	τ
50	100	0.18	1	4	8 h



Enkratna ekstravaskularna aplikacija (peroralna, intramuskularna)



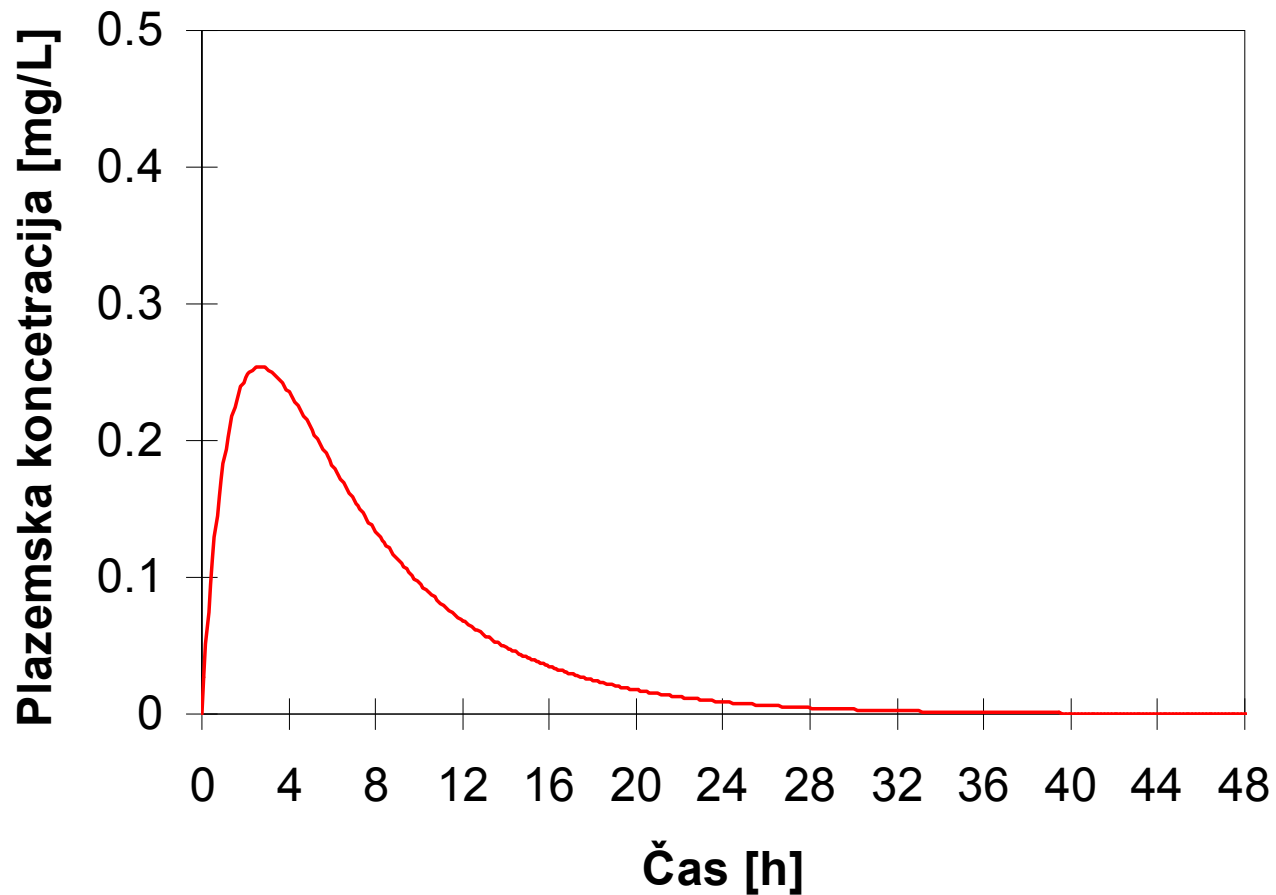
$$C_p = \frac{F \cdot D}{V_d} \cdot \left(\frac{k_a}{k_a - k_{el}} \right) \cdot \left(e^{-k_{el} \cdot t} - e^{-k_a \cdot t} \right)$$

$$AUC_{0 \rightarrow \infty} = \frac{F \cdot D}{V_d \cdot k_{el}}$$

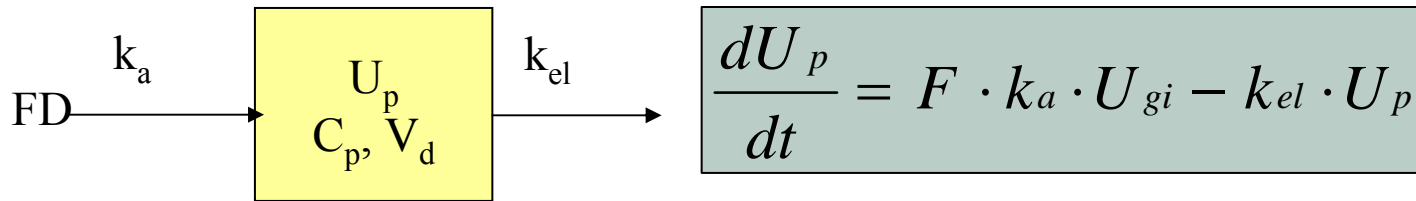
$$\overline{C_{pSS}} = \frac{F \cdot D}{V_d \cdot k_{el} \cdot \tau}$$

$$AUC_{0 \rightarrow \tau} = \frac{F \cdot D}{V_d \cdot k_{el}}$$

D (mg)	F	Vd (L)	k_a (h⁻¹)	k_{el} (h⁻¹)
50	0.8	100	0.72	0.18
	T_{max}	C_{max}	$t_{1/2 ka}$ (h)	$t_{1/2 kel}$ (h)
	2.7	0.25	1	4



Večkratna ekstravaskularna aplikacija



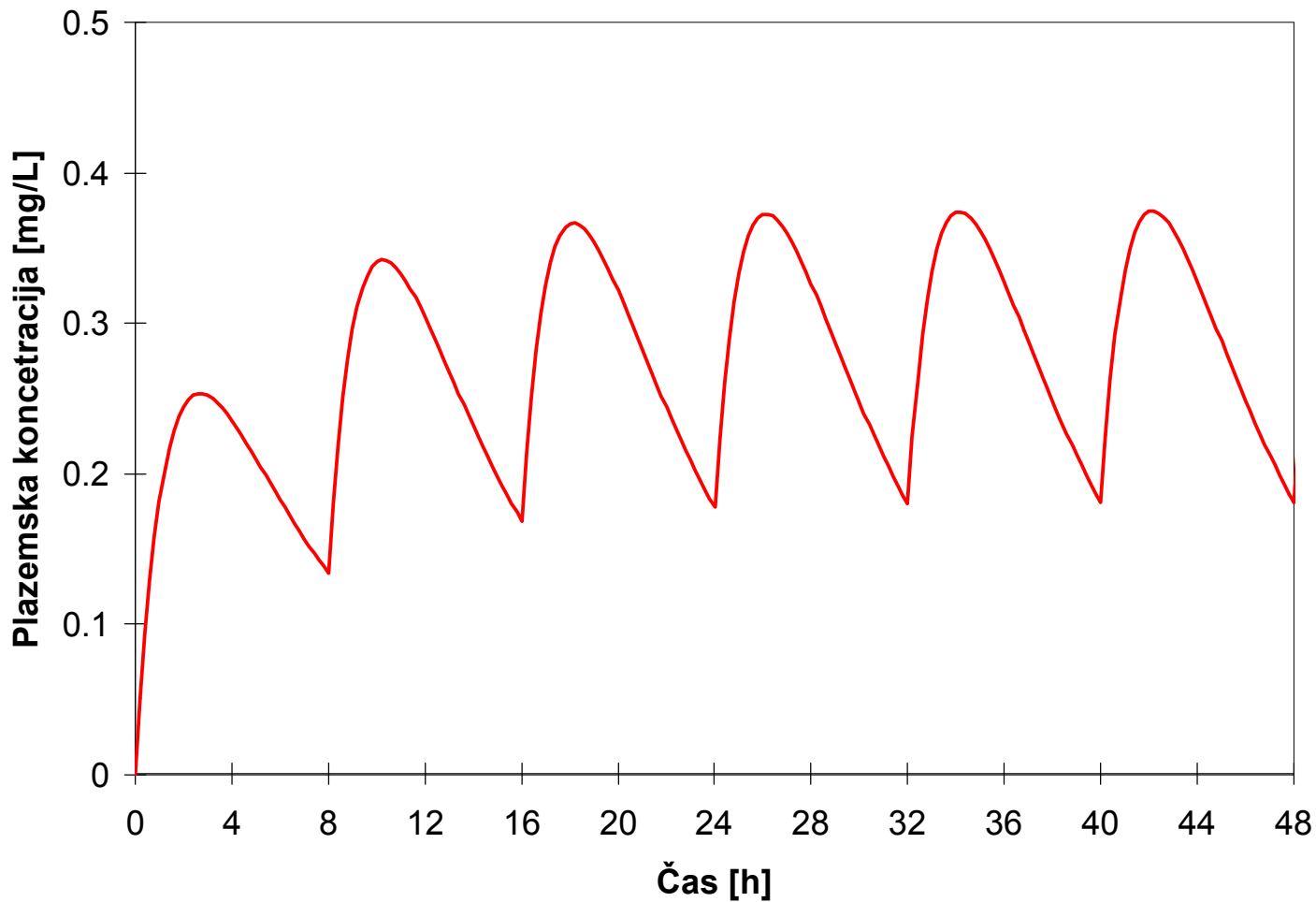
$$C_{pSS} = \frac{F \cdot D}{V_d} \cdot \left(\frac{k_a}{k_a - k_{el}} \right) \cdot \left[\left(\frac{1}{1 - e^{-k_{el} \cdot \tau}} \right) \cdot e^{-k_{el} \cdot t} - \left(\frac{1}{1 - e^{-k_a \cdot \tau}} \right) \cdot e^{-k_a \cdot t} \right]$$

$$C_{pSS}^{\max} = \frac{F \cdot D}{V_d} \cdot \left(\frac{1}{1 - e^{-k_{el} \cdot \tau}} \right) \cdot \left[\left(\frac{k_a \cdot (1 - e^{-k_{el} \cdot \tau})}{k_{el} \cdot (1 - e^{-k_a \cdot \tau})} \right) \right]^{-k_{el}/(k_a - k_{el})}$$

$$C_{pSS}^{\min} = \frac{F \cdot D}{V_d} \cdot \left(\frac{k_a}{k_a - k_{el}} \right) \cdot \left[\left(\frac{e^{-k_{el} \cdot \tau}}{1 - e^{-k_{el} \cdot \tau}} \right) - \left(\frac{e^{-k_a \cdot \tau}}{1 - e^{-k_a \cdot \tau}} \right) \cdot e^{-k_a \cdot t} \right]$$

$$t_{SS}^{\max} = \frac{1}{k_a - k_{el}} \cdot \ln \left[\frac{k_a \cdot (1 - e^{-k_{el} \cdot \tau})}{k_{el} \cdot (1 - e^{-k_a \cdot \tau})} \right]$$

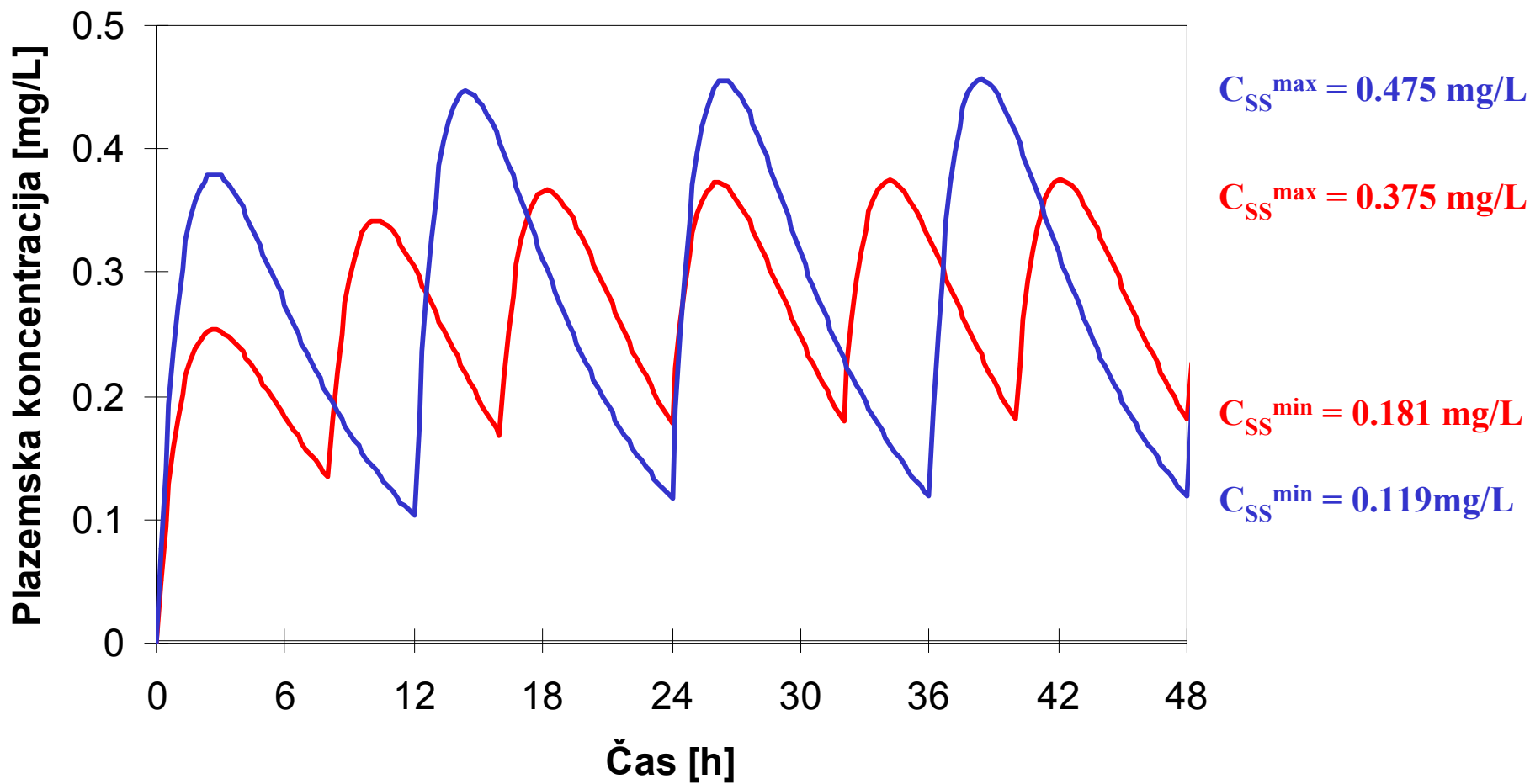
D (mg)	F	Vd (L)	k_a (h⁻¹)	k_{el} (h⁻¹)	τ	$t_{1/2\ ka}$ (h)	$t_{1/2\ kel}$ (h)
50	0.8	100	0.72	0.18	8 h	1	4



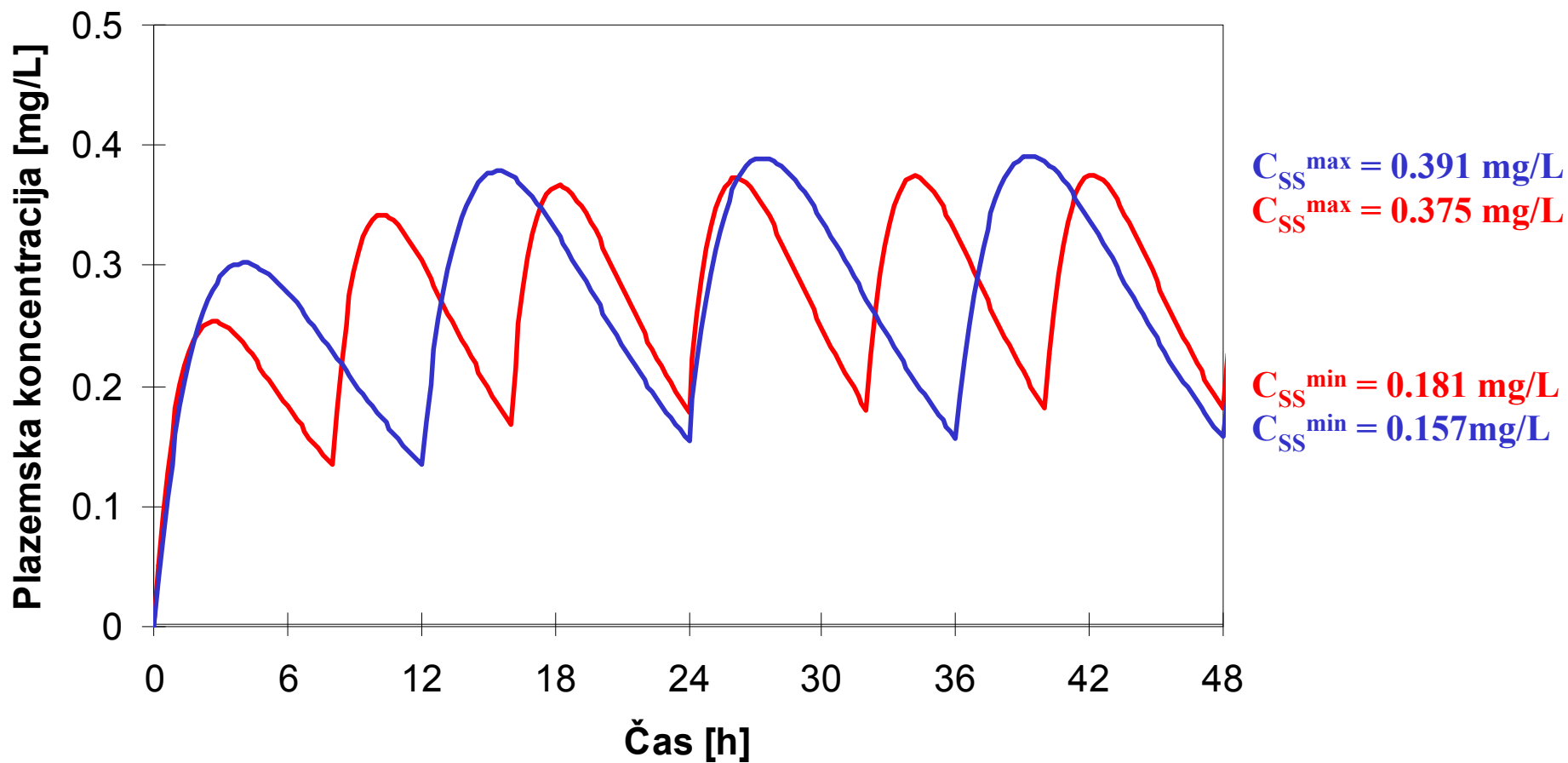
$C_{SS}^{max} = 0.375$ mg/L

$C_{SS}^{min} = 0.181$ mg/L

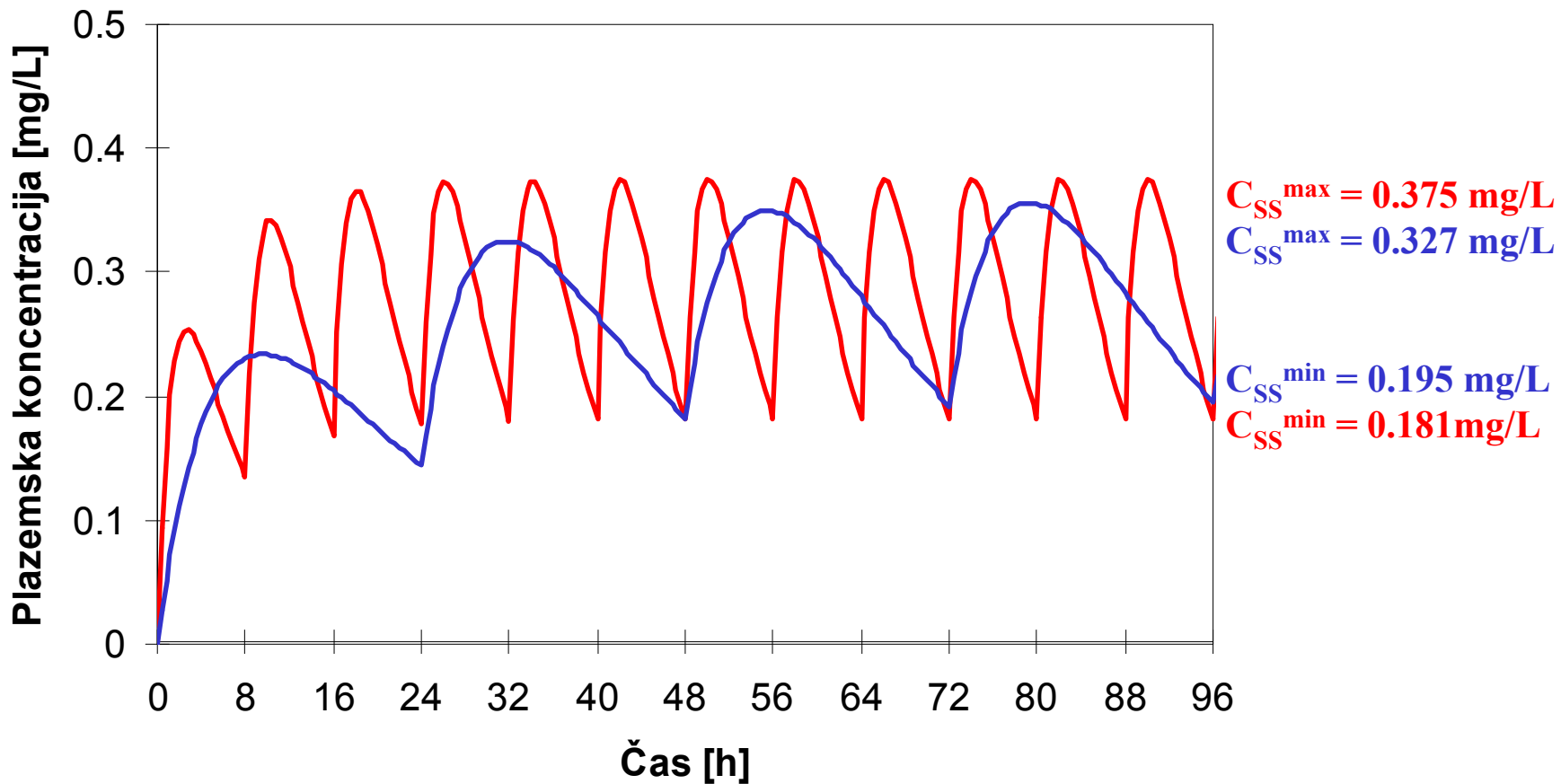
Aplikacija	D (mg)	τ	k_a (h ⁻¹)	V_D (L)	k_{el} (h ⁻¹)	$t_{1/2}$ (h)
3 x dnevno	3 x 50	8 h	0.72	100	0.17	4
2 x dnevno	2 x 75	12 h	0.72	100	0.17	4



Aplikacija	D (mg)	τ	k_a (h ⁻¹)	V_D (L)	k_{el} (h ⁻¹)	$t_{1/2}$ (h)
3 x dnevno	3 x 50	8 h	0.72	100	0.17	4
2 x dnevno	2 x 75	12 h	0.36	100	0.17	4



Aplikacija	D (mg)	τ	k_a (h ⁻¹)	V_D (L)	k_{el} (h ⁻¹)	$t_{1/2}$ (h)
3 x dnevno	3 x 50	8 h	0.70	100	0.17	4 (el.)
1 x dnevno	1 x 150	24 h	0.06	100	0.17	12 (abs.)



VZORCI PROTIMIKROBNEGA DELOVANJA

■ Časovno odvisno delovanje

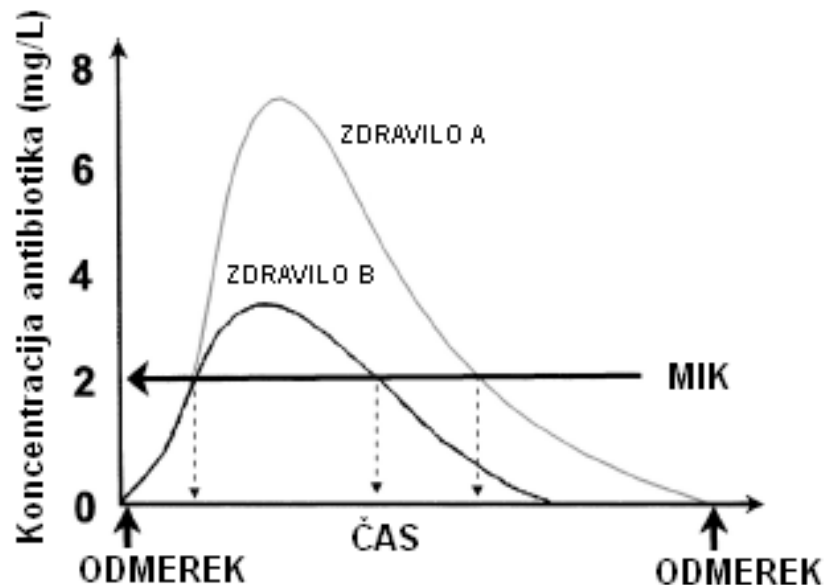
- $C(\text{antib}) > \text{MIK}$: z $\uparrow c(\text{antib})$ se hitrost uničevanja mikroorganizmov NE povečuje
- \downarrow PAU

■ Koncentracijsko odvisno delovanje

- $\text{Baktericidnost} = f(c(\text{antib}))$
- \uparrow PAU

INDEKSI UČINKOVITOSTI

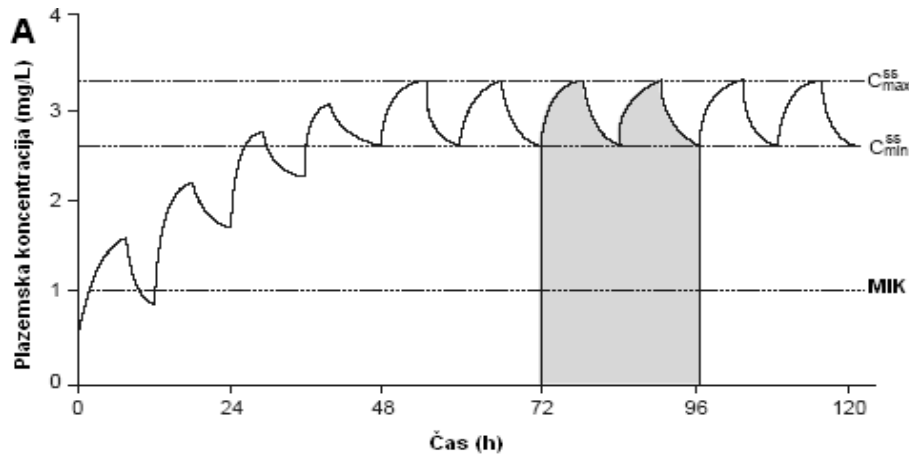
- Čas, ko koncentracija protimikrobne učinkovine preseže MIK ($t > \text{MIK}$) – izražen kot % dozirnega intervala



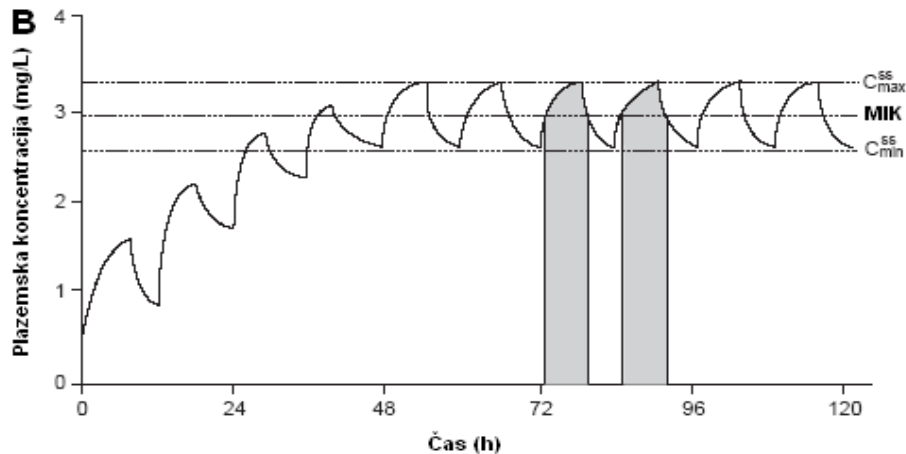
- Razmerje med C_{\max}^{ss} in MIK (C_{\max}^{ss}/MIK)

Razmerje med površino pod krivuljo in MIK (PPK^{ss}/MIK)

Površina pod krivuljo (PPK^{ss})



$$C_{min}^{ss} > MIK$$



$$C_{min}^{ss} < MIK$$